



**TULLI**

**TULL · CUSTOMS**

**Uljas Database Manual**

**CN-classification data retrieval**

<https://uljas.tulli.fi>

# Example of a data retrieval

- In this guide we demonstrate a CN classification data retrieval: **CN 8-digit code 08051022** (Navel oranges), latest import statistics (EUR, KG, country of origin)
- Data retrieval principles are the same in all classifications and statistics available in Uljas
- Uljas is available in Finnish, Swedish and English. To change the language:
  - Change the interface language from the Settings icon on the left (third from above)
  - Change the database language at the top right of the database or report (FI, SV, EN)
- In case you have questions please contact Statistics Service [statistics@tulli.fi](mailto:statistics@tulli.fi) or tel. +358 295 52335 (Mon-Fri 9 a.m. to 2:30 p.m.)
- (More detailed instructions will be provided later)

ULJAS - Foreign Trade Statistics

DATA SOURCES | REPORTS

Finnish Customs, Statistical Database  
<https://uljas.tulli.fi/yhti-oto-0>

## ULJAS - International Trade Statistics

Uljas is a database for international trade statistics, from which the user can select even the most detailed data on the import and export of goods per country. In addition to international trade statistics, there are logistics statistics as well as reports in Uljas.

Retrieved tables can be converted into graphic displays or saved e.g. as an Excel file for further processing.

The use of Uljas is free of charge and it is available for everyone.

You can go to the **statistical database** and the **reports** via the menu on the left.

[Uljas updating schedule.](#)

The international trade statistics and transport statistics published in the Uljas database are supplemented until the closing of the statistical year, that is, until the end of August following the statistical year.

We recommend that you use modern browsers like Google Chrome or Mozilla Firefox for optimal functionality on our websites.

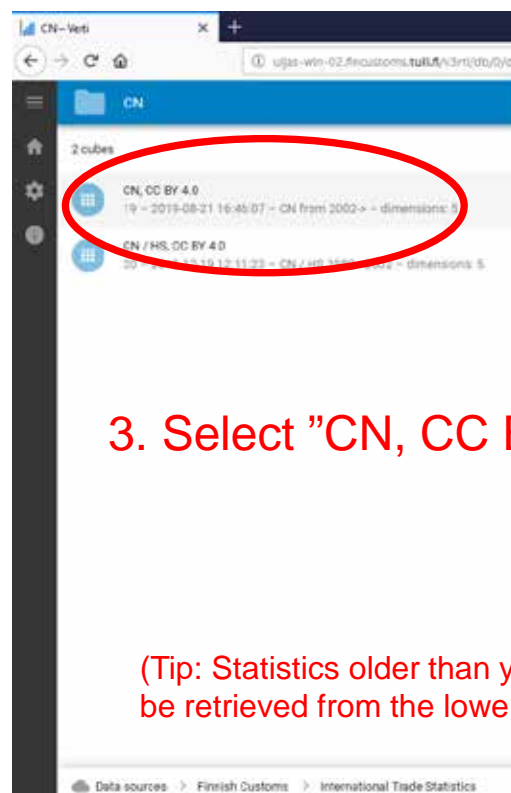
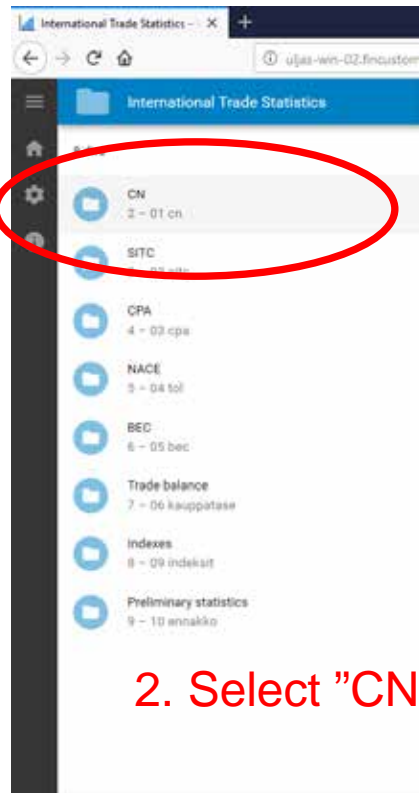
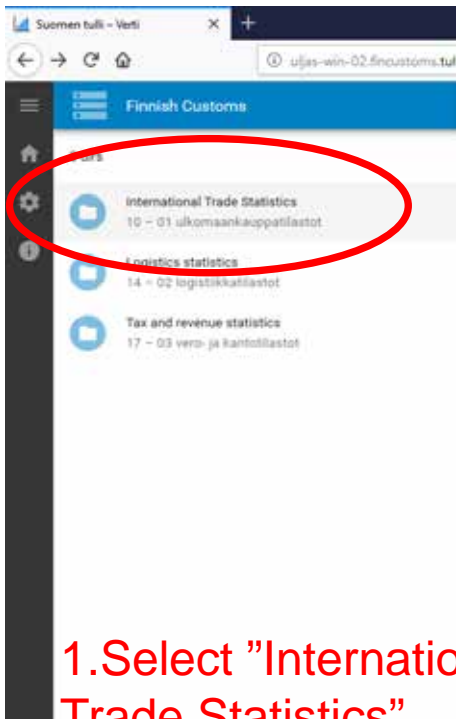
[Download manual for Uljas here. \(pdf\)](#)

We welcome any **feedback** on the new Uljas. Please send your comments to the statistics service's email address.

See also

- International Trade Statistics on the Finnish Customs website
- Eurostat Context database

To the database:  
*Finnish Customs, Statistical Database* >  
*International Trade Statistics* >  
*CN* >  
*CN, CC BY 4.0*



00 - 99 (2002--.) ALL GROUPS, 201905, AA (2002--.) All countries together

Value (euro)
Imports by countries
5,750,347,812

Select classification level by clicking the drop down menu

Classification of Products CN2 1 / 100

TimePeriod

Country 1 / 232

Flow 1 / 0

Columns (1)

Indicators 1 / 14

00 - 99 (2002--.) ALL GROUPS

01 (2002--.) LIVE ANIMALS

02 (2002--.) MEAT AND EDIBLE MEAT OFFAL

03 (2002--.) FISH AND CRUSTACEANS, MOLLUSCS A...

04 (2002--.) DAIRY PRODUCE; BIRDS' EGGS; NATURA...

05 (2002--.) PRODUCTS OF ANIMAL ORIGIN, NOT EL...

06 (2002--.) LIVE TREES AND OTHER PLANTS; BULB...

07 (2002--.) EDIBLE VEGETABLES AND CERTAIN ROO...

Data sources > Finnish Customs > International Trade Statistics > CN

The screenshot shows a web application interface with a blue header and a red notification bar. The notification bar contains the text: "Query result" and "No classes specified for classification - 1 - in query". Below the notification bar, there is a list of classification codes with their corresponding values. The code "Classification of Products CN8" is highlighted with a red circle. Below the list, there is a search bar and a list of classification codes with checkboxes.

(This notification appears before the code is selected)

Select "Classification of Products CN8" (our example code has 8 digits)

Classification	Value
Classification of Products CN	0 / 22093
Classification of Products CN8	0 / 14544
Classification of Products CN6	0 / 6187
Classification of Products CN4	0 / 1265
Classification of Products CN2	1 / 100
Classification of Products CN2+4	0 / 1364
Classification of Products CN2+4+6	0 / 7350

00 - 99 (2002-) ALL GROUPS

01011010 (2002-2011) Pure-bred breeding horses

01011090 (2002-2011) Pure-bred breeding asses

01012100 (2012-) Pure-bred breeding horses

01012910 (2012-) Horses for slaughter

01012990 (2012-) Live horses (excl. for slaughter, p.

01013000 (2012-) Live asses

01019000 (2012-) Live mules and hinnies

The screenshot shows a web application interface. On the left, a table displays 'Imports by countries' with a value of 1,626,362. On the right, a list of 'Classification of Products' is shown. A search icon (magnifying glass) is circled in red, and the code '08051022' is also circled in red. The table below the list shows the selected classification and its value.

Classification of Products	Value (euro)
08051022 (2017--)	1,626,362

Classification of Products CN8 1 / 142

Classification of Products CN6 0 / 4167

Classification of Products CN4 0 / 3265

Classification of Products CN2 1 / 100

Classification of Products CN2+4 0 / 1364

Classification of Products CN2+4+6 0 / 1364

08051022 (2017--)

3. Total value of the imports of oranges appears on the screen

1. Click the magnifying glass and type the code to the field. The code can also be selected by scrolling the list.

2. Close the "Classification of Products" menu by clicking

08051022 (2017-- ) Fresh navel oranges, 201905

	Value (euro)
AA (2002-- ) All countries	1,626,362
AD (2002-- ) Andorra	-
AE (2002-- ) Arab Emirates	-
AF (2002-- ) Afghanistan	-
AG (2002-- ) Antigua and Barbuda	-
AI (2002-- ) Anguilla	-
AL (2002-- ) Albania	-
AM (2002-- ) Armenia	-
AN (2002--2012) Netherlands Antilles	-
AO (2002-- ) Angola	-
AQ (2002-- ) Antarctica	-
AR (2002-- ) Argentina	-
AS (2002-- ) Asia (excl. Hong Kong SAR, Macao SAR)	-
AT (2002-- ) Austria	-
AU (2002-- ) Australia	-
AW (2002-- ) Aruba	-
AZ (2002-- ) Azerbaijan	-
BA (2002-- ) Bosnia and Herzegovina	-
BB (2002-- ) Barbados	-

1. Select "Country" menu and the list of countries appears at the lower edge

2. Select all countries by clicking the "Select All" –button (+)

3. Import value by countries appears on the screen



08 51022 (2017-- ) Fresh navel oranges, 201905

		Value (euro)
AA (2002-- )	All coun Imports by countries	1,626,362
E0 (2002-- )	Egypt Imports by countries	156,489
ES (2002-- )	Spain Imports by countries	1,171,922
IT (2002-- )	Italy Imports by countries	163,895
MA (2002-- )	Moroc Imports by countries	472
NL (2002-- )	Netherl Imports by countries	130,985
ZA (2002-- )	South A Imports by countries	2,599

2. Countries with import are shown on the table, empty rows removed

3. CN code and time period are shown at the top edge

1. Click "Empty rows" -button

Data sources > Finnish Customs > International Trade Statistics > CN

CN, CC BY 4.0 - Vesti

ujas-win-02.fincustoms.tulli.fi/v3/nt/db/0/ cubes/19

CN, CC BY 4.0

08051022 (2017--.) Fresh navel oranges, 201905

		Value (euro)	Change%	Quantity
AA (2002--.) All countries	Imports by countries	1,026,362	86	2,223,446 kg
EG (2002--.) Egypt	Imports by countries	156,489	70	303,252 kg
ES (2002--.) Spain	Imports by countries	1,171,922	59	1,502,747 kg
GR (2002--.) Greece	Imports by countries	-	-100	-
IT (2002--.) Italy	Imports by countries	163,895	3,156	156,182 kg
MA (2002--.) Morocco	Imports by countries	472	-	720 kg
NL (2002--.) Netherlands	Imports by countries	130,985	379	226,955 kg
ZA (2002--.) South Africa	Imports by countries	2,599	244	33,590 kg

252 ✓ 756

Rows (4)

- Classification of Products CNB 1 / 14568
- TimePeriod 1 / 209
- Country 252 / 252
- Flow 1 / 8

Columns (1)

- Indicators 3 / 14

Value (euro)

Change%

Quantity

Quantity unit code

Value/Quantity

Supplementary quantity

Supplementary quantity unit code

Data sources > Finnish Customs > International Trade Statistics > CN

(Tip: import/export can be selected from "Flow" menu. Our example focuses on Imports by countries of origin)

Additionally e.g. "Change%" and "Quantity" can be selected from "Indicators" menu

08051022 (2017--.) Fresh navel oranges, 201905

		Value (euro)	Change%	Quantity	Cum. value (euro) fr	Cum. change%	Cum. quantity
AA (2002--.) All coun	Imports by countries	1,626,362	86	2,223,446 kg	12,795,711	-2	18,347,711 kg
EG (2002--.) Egypt	Imports by countries	156,489	70	303,252 kg	2,079,280	-60	3,616,567 kg
ES (2002--.) Spain	Imports by countries	1,171,922	59	1,502,747 kg	7,241,188	29	10,805,557 kg
GR (2002--.) Greece	Imports by countries	-	-100	-	13,594	-96	18,600 kg
IL (2002--.) Israel	Imports by countries	-	-	-	-	-100	-
IT (2002--.) Italy	Imports by countries	163,895	3,156	156,182 kg	2,333,014	138	2,128,989 kg
MA (2002--.) Morocc	Imports by countries	472	-	720 kg	89,088	-51	114,461 kg
MR (2002--.) Mauritz	Imports by countries	-	-	-	853	-	594 kg
NL (2002--.) Netherli	Imports by countries	130,985	379	226,955 kg	1,008,673	87	1,595,449 kg
SE (2002--.) Sweden	Imports by countries	-	-	-	30	-	4 kg
TR (2002--.) Turkey	Imports by countries	-	-	-	17,120	-	19,800 kg
UY (2002--.) Uruguay	Imports by countries	-	-	-	7,869	-	10,725 kg
ZA (2002--.) South A	Imports by countries	2,599	244	33,590 kg	5,002	-43	36,965 kg

Indicators 6 / 14

- Value/Quantity
- Supplementary quantity
- Supplementary quantity unit code
- Value supplementary quantity
- Cum. value (euro) from the beginning of the year
- Cum. change%
- Cum. quantity
- Cum. value supplementary quantity
- Cum. supplementary quantity

(Tip: all selections can be removed by clicking "Reset selection". NB! Be careful, all selections are removed!)

Figures from the beginning of the year can be retrieved by selecting "Cumulative Indicators".

08051022 (2017--.) Fresh navel oranges, 201905

		Value (euro)	Change%	Quantity	Cum. value (euro) fr	Cum. change%	Cum. quantity
AA (2002--.) All coun	Imports by countries	1,626,362	86	2,223,446 kg	12,795,711	-2	18,347,711 kg
EG (2002--.) Egypt	Imports by countries	156,489	70	303,252 kg	2,079,280	-60	3,616,567 kg
ES (2002--.) Spain	Imports by countries	1,171,922	59	1,502,747 kg	7,241,188	29	10,805,557 kg
GR (2002--.) Greece	Imports by countries	-	-100	-	13,594	-96	18,600 kg
IL (2002--.) Israel	Imports by countries	-	-	-	-	-100	-
IT (2002--.) Italy	Imports by countries	163,895	3,156	156,182 kg	2,333,014	138	2,128,989 kg
MA (2002--.) Morocco	Imports by countries	472	-	720 kg	89,088	-51	114,461 kg
MR (2002--.) Maurit	Imports by countries	-	-	-	653	-	594 kg
NL (2002--.) Netherl	Imports by countries	130,985	379	226,955 kg	1,008,673	87	1,595,449 kg
SE (2002--.) Sweden	Imports by countries	-	-	-	30	-	4 kg
TR (2002--.) Turkey	Imports by countries	-	-	-	17,120	-	19,800 kg
UY (2002--.) Urugua	Imports by countries	-	-	-	7,869	-	10,725 kg
ZA (2002--.) South A	Imports by countries	2,590	344	33,590 kg	5,002	-43	36,965 kg

Data sources > Finnish Customs > International Trade Statistics > CN

Export

- JSON  
Export dataset as JSON document
- XLSX flat  
Export dataset as OpenXML document
- XLSX hierarchical  
Export dataset as OpenXML document
- Print  
Print graph

Graph Viewer link  
<http://uljas-win-02.fincustoms.tulli.fi/v3r/>

Graph API reference  
<http://uljas-win-02.fincustoms.tulli.fi/v3r/>

The table can be saved via "Export" button in e.g. Excel-format (XLSX flat).